

terra by STENI®
FOUNDATION WALL PANELS

**RENEW YOUR
FOUNDATION
WALL IN 1-2-3**



LASTING EXPRESSIONS

TERRA BY STENI FOUNDATION PANEL

Terra by STENI is a foundation wall panel made of fibreglass-reinforced stone composite with a surface of aggregated natural stone. It is very suitable for cladding foundations, windbreaks, garages, retaining walls – and more!

Foundation panels are available in standard grey, white and black natural stone, and they give your foundation wall a nice and lasting appearance year after year. Our panels have a unique stone core construction, making Terra BY STENI the most robust and easy-to-clean panels on the market. These fibreglass-reinforced stone composite panels will last for many years and give you the best value for your money.

Terra by STENI is installed as ventilated cladding, something that has clear advantages:

- The foundation wall stays dry
- Frost weathering is reduced
- The foundation wall becomes better insulated
- Fungus formation is reduced



PRODUCT DESCRIPTION

Panel sizes: 595 × 1,195; 595 × 2,395; 1,195 × 2,395 mm

Thickness: approx. 5 mm

Weight per m²: approx. 9.5 kg

Colours:



SN 201
GREY



SN 100
WHITE



SN 305
BLACK

Note! There may be colour difference on panels with different production dates/batch numbers. For this reason we recommend orders not to be split up. If you need to order additional panels, make sure you finish a wall-section using panels from the same batch.

RANGE OF APPLICATIONS

Foundation walls, garages, barns, windbreaks, and more!

ADVANTAGES

100% WATER IMPERMEABLE

Can be submerged in water.

FROST-PROOF

Our panels can withstand extreme outdoor temperatures.

LONG LIFESPAN

25-year warranty.

STURDY AND IMPACT RESISTANT

Suitable for exposed locations.

SIMPLE CLEANING

You can use a pressure washer. Read more about cleaning STENI panels at steni.com

EASY INSTALLATION

Mounted horizontally on your existing foundation wall.

VENTILATED FAÇADE

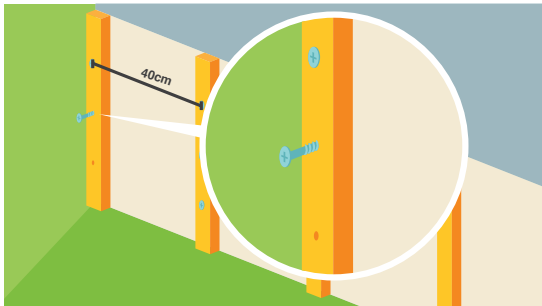
The foundation wall keeps dry!

LIGHT WEIGHT

Only 9.5 kg per m²

INSTALLATION

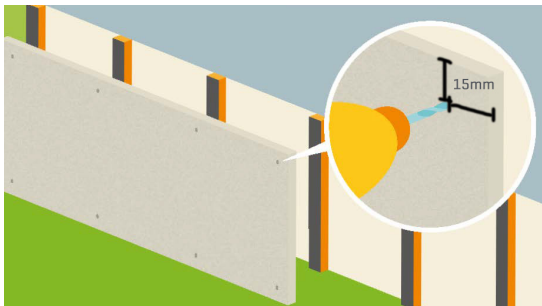
YOU NEED



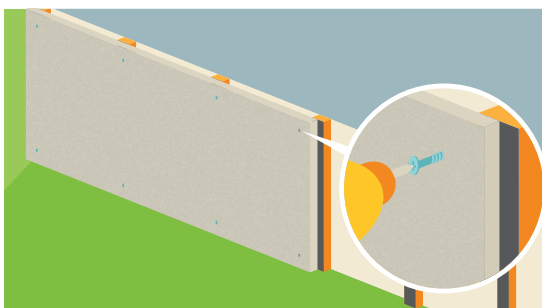
Screw laths directly on the foundation wall 40 cm apart, measured from centre to centre of the laths.



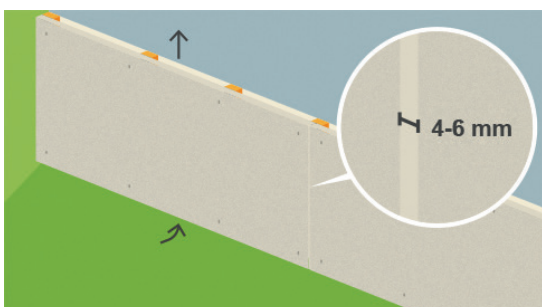
Staple the EPDM joint tape to the laths. The joint tape should cover the entire lath.




Cut and pre-drill the panel from the back. Screw distance min. 15 mm from the edge of the panel, max. 300 mm between the screws on the laths.



Use STENI Terra screws to fasten the panel to the EPDM-covered laths. Make sure not to over tighten the screw.




Leave 4–6 mm of space between the panels. For proper ventilation, make sure there are sufficient openings at the top and bottom. 8–10 mm air gap is recommended



RECOMMENDED PROTECTIVE EQUIPMENT: Safety glasses, gloves, hearing protection, dust mask, safety shoes and hard hat.

OTHER MATERIALS: Pressure treated laths (23 × 73 mm), proper fixing materials for your foundation wall, concrete or tile drill bit (Ø5.5 mm), diamond-coated cutting disc, EPDM joint tape, staples and STENI Terra screws.



Acid resistant, stainless steel screws (A4) and EPDM joint tape are available in three colours (grey, white and black).

LASTING EXPRESSIONS

STENI's high-quality façade solutions will give your building a unique and enduring architectural expression. An ocean of available surfaces, from colourful and smooth in different gloss levels, to surfaces of aggregated stone in a variety of shades and grades. In addition, we offer printed surfaces so you can create your own design. With STENI, you can design your façade exactly the way you want it!

Since our establishment in 1965, we have delivered more than 48 million square metres of façade panels around the world.